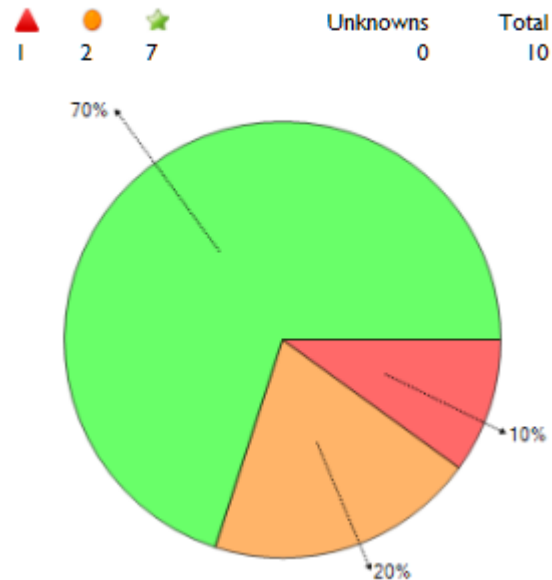







## Finance




Performance Pie Chart



**Key for measure RAG status**

-  Green star - on target
-  Amber circle - slightly short of target (15% tolerance)
-  Red triangle - off target (over 15% away)
-  Data missing/ not available
-  No target set

**Direction of Travel - DoT**

-  Green tick - performance has improved
-  Red cross - performance has declined
-  performance remains the same
- up arrows indicate that high values are better
- down arrows indicate low values are better

### Head of Service Comments



**Meirion Rushworth**



A mixed bag of results but generally good with only 1 indicator as 'red', 2 'Ambers' and 7 'Green' (c70%).

The Council Tax collection at 96.67% relates to the 2017/18 cash collected as % of c tax due. In terms of the accounts - we then accrue an amount of the o/s balance which is what is expected to be recovered in the following years - therefore this had no impact on the Councils C Tax income in the Councils accounts. In saying this - the collection rate target has increased and therefore this needs to improve, though collection of the o/s amounts is good and actually improving. The money is collected in due course!

Beyond the above - a good set of results and the teams continue to perform well even with low funding base. There are good examples of improvement in what we do - in particular progress on our audits & collection of c tax debts.

# Finance – Year End Performance 2017-18

# APPENDIX 5

Measure	Actual (YTD)	Target (YTD)	Target	DoT	Comments
FIN/L/024 No of suppliers using Lodge Cards (A)	5	7	▲	✖	
CFH/006 Payment of Invoices within timescales % (M)	88.60%	90.00%	●	✖	
CFH/007 Council Tax Collection % (M)	96.67%	97.00%	●	✔	Whilst it is disappointing to have narrowly missed the 2017-18 target for council tax collection it should be noted that the overall collection of council tax has improved due to additional resources being deployed with particular emphasis on securing payment of the oldest arrears. This has resulted in significant reduction in the overall level of arrears, however the arrears being repaid are the older debts rather than those in respect of 2017-18 which this PI measures.
FIN/L/020 Budget gap on 4 year balanced budget (A)	0	0	★	➔	
FIN/L/023 Increase Council Tax accounts paid by Direct Debit (A)	70.10%	70.00%	★	✔	
CFH/008 Non Domestic Rates Collection % (M)	97.50%	97.00%	★	✔	
FIN/L/013 % agreed management actions - implemented within 6 months (A)	92.00%	90.00%	★	✔	
FIN/L/014 % total Council Tax collected as % of 17/18 budgeted amount (M)	104.41%	100.00%	★	✔	
FIN/L/001 Audit Reports completed (Q)	84%	80%	★	✔	
FIN/L/022 No of suppliers on full e-invoicing (A)	13	12	★	➔	

### Key for measure RAG status

- ★ Green star - on target
- Amber circle - slightly short of target (15%tolerance)
- ▲ Red triangle - off target (over 15% away)
- ?
- ! No target set

### Direction of Travel - DoT

- ✔ Green tick - performance has improved
- ✖ Red cross - performance has declined
- ➔ performance remains the same
- up arrows indicate that high values are better
- down arrows indicate low values are better